

# Goosier Bash

Dedicated to the Beneficial Bewilderment of Mankind

Fort Wayne, Ind.


June 1977

## Pin Marks and Casters

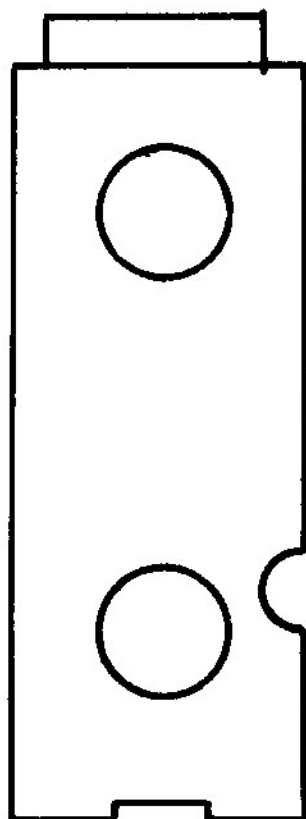
The Pumphandle Press, having more than a passing interest in obsolete types, thought some others might welcome an exchange of information concerning the hard to find stuff on which they expend their money.

Ramblings herein are not presented as an in-depth study, but rather scatter-shot dope which may come in handy. If any interest develops it could be expanded on in the future.

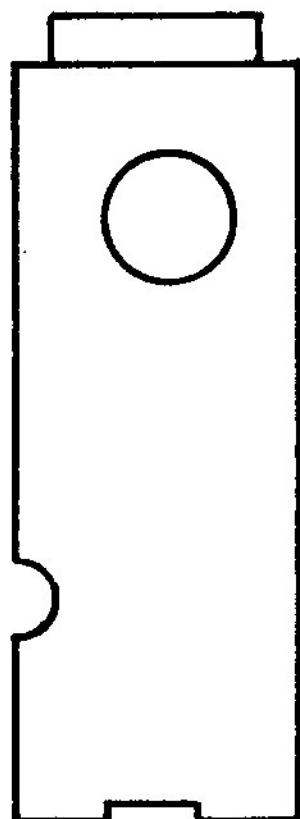
Pin marks originally were the end product, as we understand them, of a device in the caster needed or used to free the newly cast type from the mold. As the science of type casting progressed, the pin marking of type declined and is now extinct for all practical purposes. It does appear infrequently only on the larger sizes of type from contemporary U. S. foundries. ATF ceased pin marking a decade ago. Baltotype's larger sizes were originally pin marked to show pride of product and may still be so used.



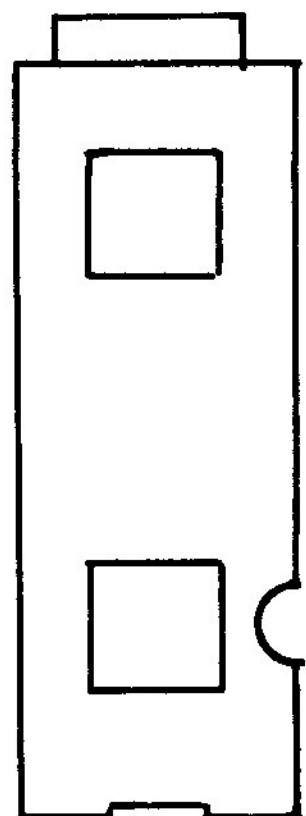
**A**



**B**



**C**



**D**

Broad's Japanese caster made a type 'A' cast. His pin mark was "typefounders." Weidemann's caster showed a type A mark a bit lower than normal on a 36' body and a type B mark on 18 and 24', giving the size only on top. Carroll, Missouri-Central and ATF 'kitty-pots' for Watts were castings made without an identifying pin mark.

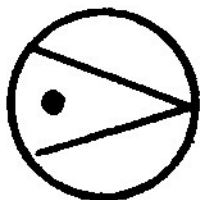
It is unknown to this scribe

which brand of caster is capable of producing a pin marked product and which will not.

Pin marks are found primarily on the left side as the nick faces you, as in type 'A'. ATF cast some fonts as type 'C'. Stephenson, Blake uses type 'B' and some continental founders produce type 'D' pin marks. On the twin mark, foundry names appear on top and point size at bottom. Marks do not appear on Monotype products in the smaller sizes (36 and smaller) and the same seems to hold true of the Thompson. Perhaps both could be modified to provide such an ident mark. Perhaps the two Michigan founders can enlighten us poor heathen, for both Dunker and Duensing are familiar with the Thompson. The 36 and larger casts of Empire exhibits marks, however their type groove is of type 1 and not type 2 which is more or less the signature of a Thompson caster. Could this be the product of a Monotype giant caster? Clarification of this would be appreciated, if anybody be interested in this sort of nit-picking.

While on the subject of which type was made on what caster, allow another quiry, please. In examining the MacKenzie & Harris casting of


# A sample listing of pinmark designs used on smaller type sizes.



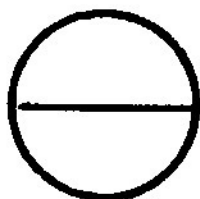
**Barnhart Brothers  
& Spindler**



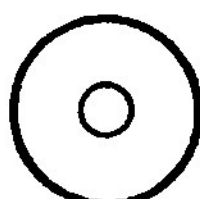
**MacKellar, Smiths  
& Jordan**




**Keystone**



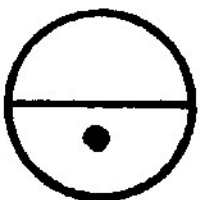
**American**



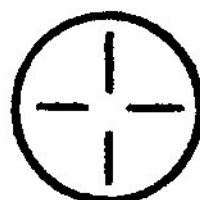
**Chicago**



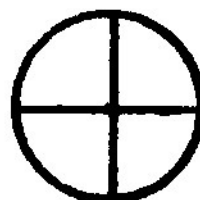
**Illinois**



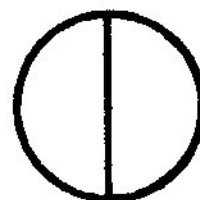
**Keystone**




**Farmer**



**Farmer**



**Bresnan**




**Bresnan**

**Tpfdy. Amsterdam**

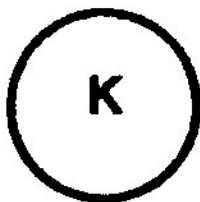


**Bruce**

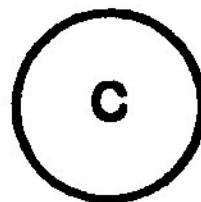
With the formation of A.T.F., member foundries were assigned a letter designation. A few used this letter on the pinmark. Others continued using their old design.




**Fdy. A**



**Kelsey**




**Fdy. B**




**Manhattan**




**Fdy. E**



**St. Louis**



**Boston**



**Cleveland**



**Crescent**

**ATF Member Foundry**

**Former Name**

**A**

**Boston**

**B**

**Conner**

**E**

**Marder Luce**

Goudy 30, a milled groove of type '1' is found. Now, anybody that cares knows that F. Goudy was in the employ of Monotype at that time & after much trying of their patience, designed it as his last type face to be done into metal.

The question now arises as to what brand of caster is being employed by Mac K & H since the Monotype caster makes type without the milled groove as in type '3'. Monotype mats of course, can be cast on Thompson, but a type 2 groove is missing on this casting. Perhaps some member in the Bay area could get the ear of Helen Lee of M&H's organization long enough to inquire as to what caster they use. It is also a possibility their product would be harder and thus admit of superior wearing qualities over a Monotype cast type. All of these minor details can bug typophiles.

When buying old type or used type that is not so old, quickly check the bottom of the piece of type. Type referred to as 'hard' foundry will show a milled groove, to remove the casting spur, in the center as in type '1'. Thompson's groove will appear as the drawing marked type '2' and type '3' is the Monotype product which



1



2



3

**Position of groove  
on bottom of type**

is characterized by the absence of a milled slot in its bottom. It is smooth with only a few pock marks to indicate that hot metal entered the mold in the center. Casters made outside our country seem to produce type milled as shown as type '1'.

So much for the casters. Those not interested in working with types will consider this a gross waste of time, if they get this far, and mumble inaudibly that as long as the stuff prints why go to the trouble.

Many older founders cast their name, city & often type point size into the small circle of the pin mark. This was done normally on sizes from 18' upwards, thus making ident of the casting foundry duck soup. If that foundry's specimen

book was available the name of the face and a few other interesting goodies could be added to your store of knowledge. But what of the small sizes?

Space limitations of 6, 8, 10, 12 and 14' did not deter the foundry's identification of product in the least. They simply substituted a simple design and kept on marking their type.

A sampling of these designs are reproduced on the center pages. Ident by this means will tend to get a little hairy below 10' where even using a magnifier is not too helpful. Crud accumulation and poorly impressed marks make reading and ident a wee bit difficult.

One common pin mark which may confuse, is that used by a foreign caster. The MSJ triangle is used with a 5 digit number above, and below the letters 'Rd' with point sizes in the triangle.

Early ATF member foundries were assigned letter idents— A to J. Does any pin marking of other than the letters A and C exist?

---

Hoosier Hash was done into type at the  
Pumphandle Press by Herb Harnish  
4716 Ottawa Drive Fort Wayne, IN 46815