

Model D
PARTS CATALOG

STAR AUTOMATIC
QUADDING ATTACHMENT

MODELS C and D

LINOTYPE PARTS *Company, inc.*
Manufacturers of TYPESETTING MACHINE PARTS and EQUIPMENT
SOUTH HACKENSACK N. J. 



J-15




J-18




D-36



J-16



J-13



D-17



D-25



D-19



C-20



F-8




C-18



D-30



C-50



C-58



F-35



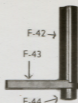
C-59

C-61

C-62



F-34



F-42 →

F-43 ↓

F-44 →



F-40



F-41



C-12



F-80



C-17



F-79



F-85

F-86



G-116

G-117



G-63



F-85-A



E-53

A-6 →



D-50



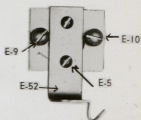
D-32

(Model C)



D-31

(Model C)



E-assembly



D-54



D-56



D-14



D-51



E-16



D-57



D-58



D-13



D-5



D-3

E-50



E-51



D-59



D-7



F-69-A



F-65



F-30



F-31



F-32




F-150



F-151



F-152



F-69

F-71



F-70



F-74

F-70

F-76



J-7



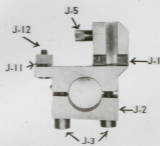
J-9



J-8



J-6



J-12

J-5

J-11

J-1

J-2

J-3



J-4



G-66

F-73



G-64



F-70



F-72



G-76



G-67



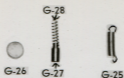
G-65

F-77

F-75



G-20
(Base only)




G-26

G-27


G-25



G-22



G-53



G-20
(Assembled)




F-56

G-73

G-29



G-54



G-108

G-107

G-106

G-105



G-100



G-101



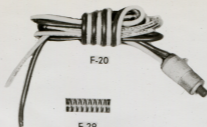
G-56



F-18



F-5



F-20



F-29




F-21




F-28



F-27




F-17-I



F-17-L



F-22



F-4




F-23




F-13




F-96



F-1



F-16



F-2



F-98-L



F-99



F-98-LA



F-98-I



E-1875-A R



E-1875-A L



G-58




A-12



G-60

G-14 →

G-113 →




G-17



G-11-W



G-59



G-16



G-12




G-114



G-13.8



G-12



G-9



G-10




G-13



G-11

H-26



H-25

H-24

H-23




H-22



H-19-I



H-19-L



H-31-I



F-114



F-112




F-113




F-95



F-82-C



H-31-L



F-100



F-104




F-101



F-102



F-103






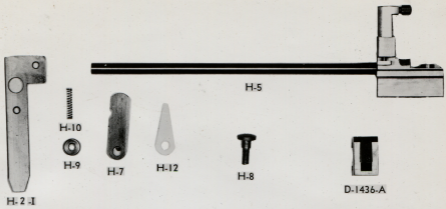
F-85



F-82-B



F-94





F-61



G-15



C-60



E-15



H-11



H-33



H-32



G-55



F-39



H-34



H-35



H-36



F-20-4



H-20

Parts List

STAR AUTOMATIC QUADDING ATTACHMENT
 Models C and D

M-39-A-6	Pica Scale, Left Hand Center
" " A-12	Unit Holding Screws (3/8" - 16 x 5/8" Allen Cap Screw)
" " C-12	Operating Rack Gear Assembly
" " C-17	Operating Rack Gear Separating Washer
" " C-18	Operating Rack Gear Spacing Bushing (3/8" hole)
" " C-20	Operating Rack Supporting Stud Bushing
" " C-50	Operating Rack Bar Left Hand Assembly
" " C-58	Operating Rack Bar, Lower Right Hand
" " C-59	Operating Rack Bar Adjustable Stop
" " C-60	Operating Rack Bar Adjustable Stop Lock Nut (Not Illustrated)
" " C-61	Operating Rack Bar Return Spring
" " C-62	Operating Rack Bar Return Spring Holding Button
" " D-3	Lower Sliding Unit Cap Screw (10-32 x 1/2" Allen Cap Screw)
" " D-5	Lower Sliding Unit Short Measure Adjusting Studs
" " D-7	Lower Sliding Unit Rack Bar Actuating Pawl, Right Hand
" " D-13	Lower Sliding Unit Rack Bar Actuating Pawl Ball
" " D-14	Lower Sliding Unit Rack Bar Actuating Pawl Ball Spring
" " D-17	Selector Push Pull Cable Assembly
" " D-19	Selector Bracket Holding Screws (10-32 x 1/4" Allen Set Screw)
" " D-25	Selector Flexible Shielding Fitting
" " D-30	Selector Push Pull Cable Clamp Screw (8-32 x 1/2" Allen Cap Screw)
" " D-31	Lower Sliding Unit Rack Bar Actuating Pawl, Right Hand (For use with inside galleys or Model "E" installations)
" " D-32	Lower Sliding Unit Rack Bar Actuating Pawl, Left Hand (For use with inside galleys or Model "E" installations)
" ? D-36	Selector Push Pull Clamping Nut (3/8 - 24 Hex. Nut)

Parts List - STAR Automatic Quadding Attachment - Models C & D

M-39-D-50 Lower Sliding Unit Body

" " D-51 Lower Sliding Unit Rack Bar Actuating Pawl, Left Hand

" " D-54 Lower Sliding Unit Rack Bar Actuating Pawl Cam

" " D-56 Lower Sliding Unit Rack Bar Actuating Pawl Cam Shaft (Eccentric)

" " D-57 Lower Sliding Unit Rack Bar Actuating Pawl Cam Shaft Locking
Screw (10-32 x 3/8" Allen Cup Point Set Screw)

" " D-58 Lower Sliding Unit Rack Bar Actuating Pawl Cam Shaft Locking
Screw Plug

" " D-59 Cam Actuating Pawl

" " D-979 Delivery Slide Bar Screw

" " D-1434-A Delivery Slide Bar

" " D-1436-A Delivery Slide Clamp, Assembled

" " D-1453 Assembling Elevator Em Scale

" " E-5 Upper Sliding Unit Pointer Screws (6-48 x 5/32" Round Head
Screws)

" " E-9 Upper Sliding Unit Rack Bar Selector Retaining Plate

" " E-10 Upper Sliding Unit Rack Bar Selector Retaining Plate Screws,
(10-32 x 7/16" Round Head Screw)

" " E-15 Upper Sliding Unit Half-Em Lever Ball (Not Illustrated)

" " E-16 Upper Sliding Unit 1/2-Em Lever Ball Spring

" " E-50 Upper Sliding Unit Pawl

" " E-51 Upper Sliding Unit Pawl Knob

" " E-52 Upper Sliding Unit Pointer

" " E-53 Upper Sliding Unit Scale Guide for Left Side Quadding

" " E-192 Assembling Elevator Em Scale Screw

" " E-1875-AR Adjustable Vise Locking Screw, Right Hand

" " E-1875-AL Adjustable Vise Locking Screw, Left Hand

" " F-1 Right Hand Vise Jaw Operating Rack

" " F-2 Right Hand Vise Jaw Block

" " F-4 Right Hand Vise Jaw

" " F-5 Right Hand Vise Jaw Holding Screws, Intertype

Parts List - STAR Automatic Quadding Attachment - Models C & D

M-39-F-8 Vise Jaw Operating Rack Supporting Stud Bushing

" " F-11 Left Hand Vise Jaw Operating Rack

" " F-12 Left Hand Vise Jaw Pusher Block

" " F-12-S Left Hand Vise Jaw Pusher Block Screw

" " F-13 Left Hand Vise Jaw Pusher Block Pin

" " F-14 Left Hand Vise Jaw Adjusting Screw

" " F-16 Left Hand Vise Jaw Block

" " F-17 Left Hand Vise Jaw, Unassembled (Specify Linotype or Intertype)

" " F-17-I Left Hand Vise Jaw, INTERTYPE - assembled with switch

" " F-17-L Left Hand Vise Jaw, LINOTYPE - assembled with switch

" " F-18 Left Hand Vise Jaw Holding Screw (Linotype)

" " F-20 Left Hand Vise Jaw Safety Switch Assembly

" " F-20-4 Center Contact for Left Hand Vise Jaw Safety Switch (Not Ill.)

" " F-21 Left Hand Vise Jaw Safety Switch Adjusting Screw
(10-32 x 5/8" Allen Cap Screw)

" " F-22 Left Hand Vise Jaw Safety Switch Adjusting Screw Locking
Screw (8-32 x 1/4" Allen Set Screw)

" " F-23 Left Hand Vise Jaw Safety Switch BA Cable and Fitting Assembly

" " F-27 Left Hand Vise Jaw Safety Switch Operating Rod Assembly

" " F-28 Left Hand Vise Jaw Safety Switch Operating Rod Stop Screw

" " F-29 Left Hand Vise Jaw Safety Switch Operating Rod Spring

" " F-30 Left Hand Vise Jaw Adjusting Rod

" " F-31 Left Hand Vise Jaw Adjusting Rod End

" " F-32 Left Hand Vise Jaw Adjusting Rod End Locking Nut

" " F-34 Left Hand Vise Jaw Adjusting Gear

" " F-35 Left Hand Vise Jaw Adjusting Gear Shaft

" " F-40 Left Hand Vise Jaw Indicator Rod Gear

" " F-41 Left Hand Vise Jaw Adjusting Knob

" " F-42 Left Hand Vise Jaw Adjusting Rod Locking Pin

Parts List - STAR Automatic Quadding Attachment - Models C and D

M-39-F-43 Left Hand Vise Jaw Adjusting Rod Locking Pin Wing

" " F-44 Left Hand Vise Jaw Adjusting Rod Locking Pin Screw (1/4" - 20 x 1/2" Allen Cap Screw)

" " F-56 Relief Cam Actuating Arm Swivel Joint Screw (1/4"-20 x 1-1/4" Allen Cap Screw)

" " F-56 Brake Fastening Screw, Long

" " F-61 Vise Closing Rod Spring (Not Illustrated)

" " F-65 Left Hand Vise Jaw Indicating Rod

" " F-69 Left Hand Vise Jaw Scale

" " F-69-A Left Hand Vise Jaw Scale (Same as Linotype Part No. E-896 - for old style vise jaw set)

" " F-70 Left Hand Vise Jaw Scale Holding Screws (4-48 x 1/8" Round Head) (For use with F-69)

" " F-71 Left Hand Vise Jaw Scale Bracket (For use with F-69)

" " F-72 Left Hand Vise Jaw Scale Bracket Screw (6-32 x 3/8" Allen Cap Screw) (For use with F-69)

" " F-73 Left Hand Vise Jaw Indicator Rod Extension

" " F-74 Left Hand Vise Jaw Indicator Rod Extension Link

" " F-75 Left Hand Vise Jaw Indicator Rod Extension Link Holding Screw

" " F-76 Left Hand Vise Jaw Indicator Rod Link Holding Screw

" " F-77 Left Hand Vise Jaw Indicator Rod Pointer

" " F-79 Pot Pump Stop Switch

" " F-80 Switch Light (Brake or Pump)

" " F-82-B BX Cable Twist Lock - Connector Body

" " F-82-C BX Cable Twist Lock - Male Cap

" " F-85 Pot Pump Stop Solenoid

" " F-85-A Pot Pump Stop Solenoid Arm

" " F-86 Pot Pump Stop Solenoid Screw (6-32 x 1/4" Round Head Screw)

" " F-94 Pot Pump Stop Solenoid Bracket

" " F-95 Pot Pump Stop Solenoid Bracket Clamping Screw (1/4 - 20 x 3/4" long Square Head Cup Point Set Screw)

Parts List - STAR Automatic Quadding Attachment - Models C and D

- M-39-F-96 Pot Pump Lever Stop Lever Operating LEVER Adjusting Screw
- " " F-98-I Vise Locking Stud, Right Hand, (INTERTYPE)
- " " F-98-L Vise Locking Stud, Right Hand, (LINTYPE)
- " " F-98-IA Vise Locking Stud, Right Hand, (Intertype Air Cooled)
- " " F-99 Vise Locking Stud, Left Hand
- " " F-100 Pot Pump Lever Stop Lever Operating Lever
- " " F-101 Pot Pump Lever Stop Lever Operating Lever Stud
- " " F-102 Pot Pump Lever Stop Lever Operating Lever Stud Nut (1/4 - 24 Hex.)
- " " F-103 Pot Pump Lever Stop Lever Operating Lever Stud Washer
- " " F-104 Pot Pump Lever Stop Lever Operating Lever Retaining Screw
- " " F-112 Pump Stop Lever Stud
- " " F-113 Pump Stop Lever Stud Nut (5/16 - 18 Steel Hex. Nut)
- " " F-114 Pump Stop Lever Stud Spring
- " " F-150 Left Hand Vise Jaw Adjusting Rod
- " " F-151 Left Hand Vise Jaw Rack Pusher Plate
- " " F-152 Left Hand Vise Jaw Rack Pusher Plate Lock Nut
- " " G-9 Actuating Bracket
- " " G-10 Actuating Screw
- " " G-11 Actuating Screw Lock Nut
- " " E-11-W Actuating Screw Lock Nut Washer
- " " G-12 Actuating Bracket Clamping Screws (1/4 - 20 x 1/2" Allen Set Screws)
- " " G-13 Actuating Bracket Holding Screw (1/4 - 20 x 1-3/4" Allen Cap Screw)
- " " G-13-B Actuating Bracket Holding Screw Spacing Bushing
- " " G-14 Actuating Spring
- " " G-15 Actuating Spring Threaded Bushing (Not Illustrated)
- " " G-16 Actuating Spring Holding Screw (5/16 - 18 x 2-1/2" Allen Head Cap Screw)
- " " G-17 Actuating Spring Bracket

Parts List - STAR Automatic Quadding Attachment - Models C and D

M-39-G-20	Brake Base only
" " G-20	Brake Assembly
" " G-22	Brake Releasing Arm
" " G-25	Brake Releasing Arm Spring
" " G-26	Brake roller
" " G-27	Brake roller Locking Plunger
" " G-28	Brake Roller Locking Plunger Spring
" " G-29	Brake Fastening Screw (1/4 - 20 x 1" Allen Cap Screw)
" " G-53	Microswitch
" " G-54	Microswitch Fastening Screws (6-32 x 1-1/2" Round Head Screw)
" " G-55	Microswitch Clamping Plate (Not Illustrated)
" " G-56	Microswitch Bracket
" " G-58	Microswitch Operating Cam
" " G-59	Microswitch Operating Cam Fastening Screws (10-32 x 1/2" Flat Head Screw)
" " G-60	Mold Turning Segment Long Screw
" " G-63	Solderless Connector
" " G-64	Vise Closing Cam Shoe
" " G-65	Vise Closing Cam Shoe Holding Screw (1/4 - 28 x 1" Allen Cap Screw)
" " G-66	Vise Closing Cam Shoe (To be used with extra deep dip cam)
" " G-67	Vise Closing Cam Shoe Holding Screws (10-32 x 3/4" Allen Cap Screw)
" " G-73	Brake Base Locating Screw
" " G-76	Vise Closing Cam Shoe Holding Screw (10-32 x 3/4" Allen Flat Head Screw to go with G-64 and G-65)
" " G-100	Brake Shoe
" " G-101	Brake Shoe Screw
" " G-105	Actuated Slide
" " G-106	Actuated Slide Guide

Parts List - STAR Automatic Quadding Attachment - Models C and D

M-39-G-107 Actuated Slide Guide Screw

" " G-108 Actuated Slide Pressure Spring

" " G-113 Actuating Spring Connecting Yoke, Lower

" " G-114 Actuating Spring Connecting Yoke Pin

" " G-116 Brake Solenoid Arm Spring

" " G-117 Brake Solenoid Arm Spring Suspension Plug

" " H-1 Delivery Slide Short Finger Block

" " H-2-I Delivery Slide Short Finger (Intertype)

" " H-5 Delivery Slide Long Finger Block

" " H-6 Delivery Slide Long Finger

" " H-6-B Delivery Slide Long Finger Matrix Support Spring

" " H-7 Delivery Slide Rack Bar Pawl

" " H-8 Delivery Slide Rack Bar Pawl Screw

" " H-9 Delivery Slide Rack Bar Pawl Spacer

" " H-10 Delivery Slide Rack Bar Pawl Spring

" " H-11 Delivery Slide Rack Bar Pawl Spring Stud (Not Illustrated)

" " H-12 Delivery Slide Rack Bar Pawl Flat Friction Spring

" " H-15 Assembling Elevator Gate, Assembled

" " H-17 Assembling Elevator Gate Matrix Retaining Rail

" " H-18 Assembling Elevator Gate Matrix Retaining Rail Screw (4-48 x
5/32" Round Head Screw)

" " H-19-I Line Stop (Intertype)

" " H-19-L Line Stop (Linotype)

" " H-20 Back Jaw (Not Illustrated)

" " H-22 Line Stop Shifter

" " H-23 Line Stop Shifter Fastening Screw (3-32 x 3/8" Allen Cap Screw)

" " H-24 Line Stop Shifter Fastening Screw Washer

" " H-25 Line Stop Shifter Guard

" " H-26 Line Stop Shifter Guard Clamping Screw (1/4-20 x 1/2" Allen
Set Screws)

Parts List - STAR Automatic Quadding Attachment - Models C and D

M-39-H-27 Delivery Slide Rack Bar Pawl Operating Finger
" " H-28 Delivery Slid~~e~~d Rack Bar Pawl Operating Finger Fastening
Screw (6-32 x 1/4" Allen Cap Screw)
" " H-29 Pawl Operating Finger Bracket
" " H-31-I Delivery Channel Front and Back Plate, Assembled (Intertype)
" " H-31-L Delivery Channel Front and Back Plate, Assembled (Linotype)
" " J-1 Justification Stop Block
" " J-2 Justification Stop Block Cap
" " J-3 Justification Stop Block Cap Screws (1/4-20 x 3/4" Allen
Cap Screw)
" " J-4 Justification Stop Pawl
" " J-5 Justification Stop Pawl Hinge Pin
" " J-6 Justification Stop Pawl Chip Guard
" " J-7 Justification Stop Pawl Actuating Pawl
" " J-8 Justification Stop Pawl Actuating Pawl Screw
" " J-9 Justification Push Pull Cable Connector
" " J-11 Push-Pull Cable Clamp
" " J-12 Push-Pull Cable Clamp Screw (8-32 x 1/4" Allen Cap Screw)
" " J-13 Push-Pull Cable Assembly
" " J-15 Justification Operating Handle
" " J-16 Justification Operating Handle Holding Nut (6-32 Hex.)
" " J-18 Justification Operating Handle Support

Addition TO

Parts List

STAR AUTOMATIC QUADDING ATTACHMENT
MODELS C AND D

M-39-C-60	Nut, stop lock
" " E-15	Ball, $\frac{1}{8}$ in Lever (3/16 Diam.)
" " F-20-4	Washer, Contact
" " F-39	Nut, Left Hand Vice Jaw Adjusting Shaft
" " F-61	Spring, Relief Cam Actuating Arm
" " G-15	Bushing, Actuated Spring Thread
" " G-55	Plate, Micro Clamping
" " H-11	Stud, Rack Bar Pawl Spring
" " H-20	Jaw, Back (regular)
" " H-32	Pawl, Rack Bar
" " H-33	Screw, Rack Bar Pawl
" " H-34	Finger, Rack Bar Pawl Operating
" " H-35	Plate, Operating Finger Cam
" " H-36	Screw, Operating Finger Plate, Cam

PARTS CATALOG
for
STAR AUTOMATIC QUADDING ATTACHMENT
Models C and D

We have listed in the

July 20th, 1950

Gentlemen:

We are enclosing herewith a catalogue of parts for your STAR Automatic Quadding Attachment, which should be handed over to the person who has charge of maintenance and ordering for this Attachment.

A maintenance manual is now being worked on, and will be sent to you as soon as completed.

Cordially yours,

LINOTYPE PARTS COMPANY, INC.

EB/re

- Recessed Switch Clamping Plate
" v H-11 Delivery Slide Rack Bar Pawl Spring Stud
" " H-20 Back Jaw

Should you require any part not included in this list, submit a rough sketch of the part with your description.

LINOTYPE PARTS COMPANY, INC.

PARTS CATALOG
for
STAR AUTOMATIC QUADDING ATTACHMENT
Models C and D

We have listed in this catalog only parts which we feel may eventually be replaced.

The following parts are listed herein, but not illustrated:

- M-39-C-60 Operating Rack Bar Adjustable Stop Lock Nut
- " " E-15 Upper Sliding Unit Half Em Lever Ball
- " " F-20-4 Center Contact for Left Hand Vise Jaw Safety Switch
- " " F-61 Vise Closing Rod Spring
- " " G-15 Actuating Spring Threaded Bushing
- " " G-55 Microswitch Clamping Plate
- " " H-11 Delivery Slide Rack Bar Pawl Spring Stud
- " " H-20 Back Jaw

Should you require any part not included in this list, submit a rough sketch of the part with your description.

LINOTYPE PARTS COMPANY, INC.